

A woman with long brown hair is sitting at a desk, looking down at an open book. She is wearing a white sweater. To her left is a white computer monitor on a stand. In the background, there is a bookshelf with several books. The scene is dimly lit, with a warm, orange glow. The text "YOUR PATH TO" is overlaid in white, and "LICENSE" is overlaid in large, bold, orange letters.

YOUR PATH TO

**LICENSE**

# THE AGENDA

**WHO?**

Who is CLARB?

**WHAT?**

What is the  
L.A.R.E. ?

**HOW?**

How to register?

A person stands on a rocky peak, looking out over a vast mountain range at sunset. The sky is a mix of orange and blue, and the mountains are silhouetted against the light. The person is wearing a light blue long-sleeved shirt and tan pants.

01

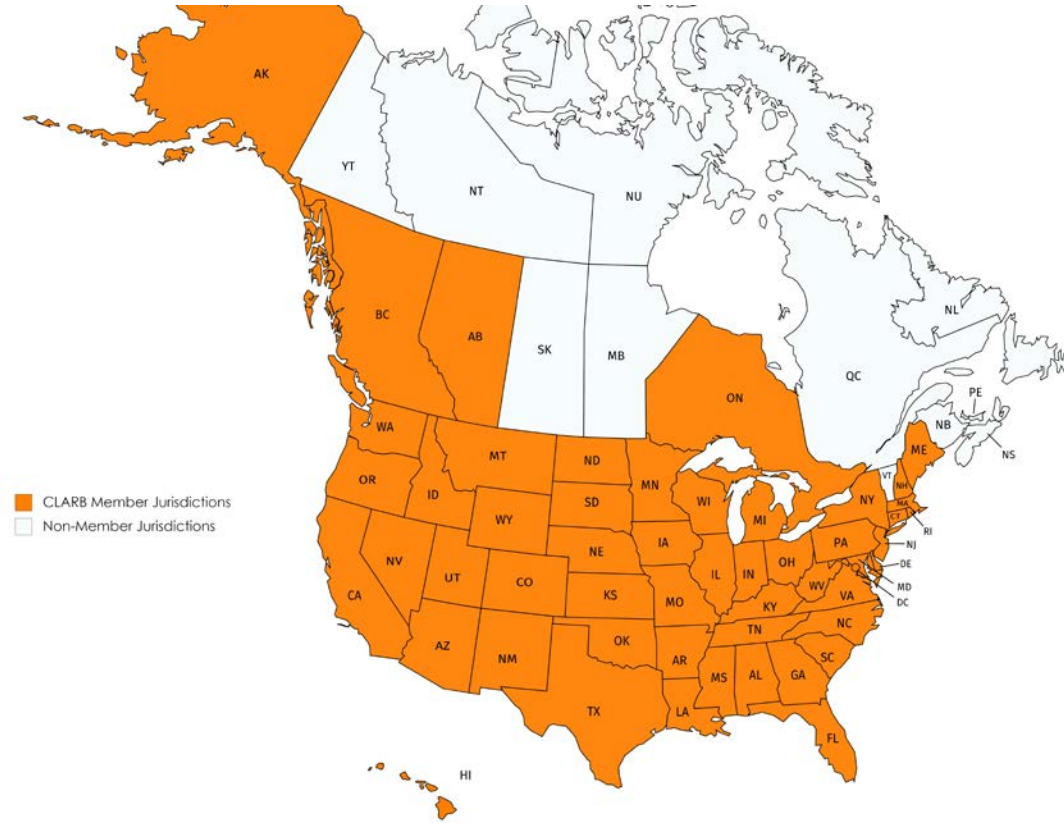
WHO #CLARB

# ABOUT CLARB

CLARB's mission is to provide uniform standards of competency for landscape architecture practice to ensure the public's health, safety and welfare.

CLARB accomplishes this mission through the development of the Landscape Architect Registration Examination which is required for licensure in the United States and Canada.





CLARB's members are the 54 licensing boards that regulate the profession of landscape architecture.

- 49 States
- Puerto Rico
- Washington, DC
- Alberta, British Columbia & Ontario

# CLARB SERVICES

Landscape Architect Registration  
Examination (L.A.R.E.)

Council Records

CLARB Certification

Licensure defense and advocacy

Ensuring future relevance of  
licensure



Questions



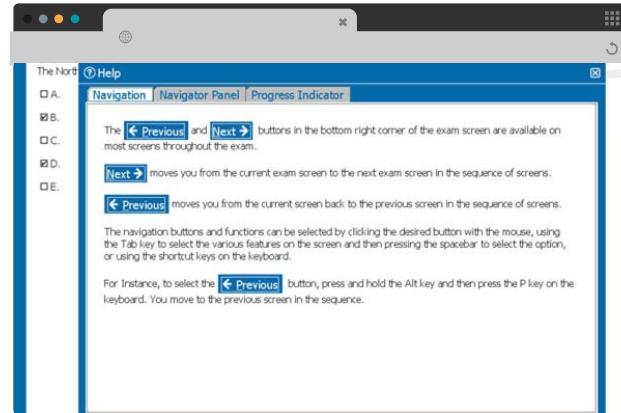


# 02 What #LARE



# THE EXAM IS...

COMPUTERIZED



## A COMPETENCY MEASURE

The exam is a measure of testing the minimum competency of an individual striving to become a licensed landscape architect.



## REQUIRED

It is one of the three requirements for licensure.



## HEALTH/SAFETY OF THE PUBLIC

A license indicates that an individual possesses the minimum competency to protect the health, safety and welfare of the public.

# How the exam is developed?

## Exam Writing Committee

- Section 1 – 6 members
- Section 2 – 6 members
- Section 3 – 11 members
- Section 4 – 11 members

## Who comprises the committee?

- Licensed landscape architects
- Varying scopes of practice
- Geographical representation
- US/Canadian representation
- Diverse demographic representation

## Section 1:

### Project and Construction Management

*85 Scored Items & 15 Pretests: MC and MR*

- Pre-Project Management
- Project Management
- Bidding
- Construction
- Maintenance

## Section 2:

### Inventory and Analysis

*70 scored Items & 10 Pretests: MC and MR*

- Site Inventory
- Physical Analysis
- Contextual Analysis

## Section 3:

### Design

*85 Scored Items & 15 Pretests: MC, MR, HS, DNP*

- Stakeholder Process
- Master Planning
- Site Design

## Section 4:

### Grading, Drainage and Construction Documentation

*105 Scored Items & 15 Pretests: MC, MR, HS, DNP*

- Site Preparation Plans
- General Plans and Details
- Specialty Plans
- Specifications

# ABOUT THE EXAM

## WHEN IS IT OFFERED?

### TAKE THE EXAM

All four parts of the exam are available to be written in March/ April, August and December of every year.

#### Register:



The registration period for March/April's examinations is currently open.



The registration period for August's examinations begins this May.



# “HOW DO I PREPARE?”

CLARB, ASLA and the Canadian landscape architect licensing groups provide a variety of sources to help you kick-start your L.A.R.E. prep.




YOUTUBE  
VIDEOS



ORIENTATION GUIDE



READING LISTS



ASLA RESOURCES

[BCSLA Resources](#)

[AALA Resources](#)

[OALA Resources](#)



Questions

YOUR PATH TO LICENSURE

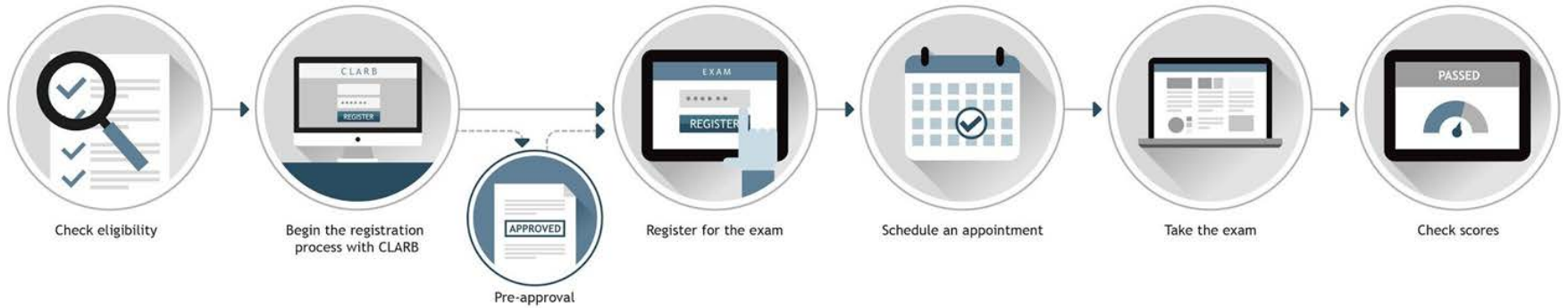
03

# How #Register



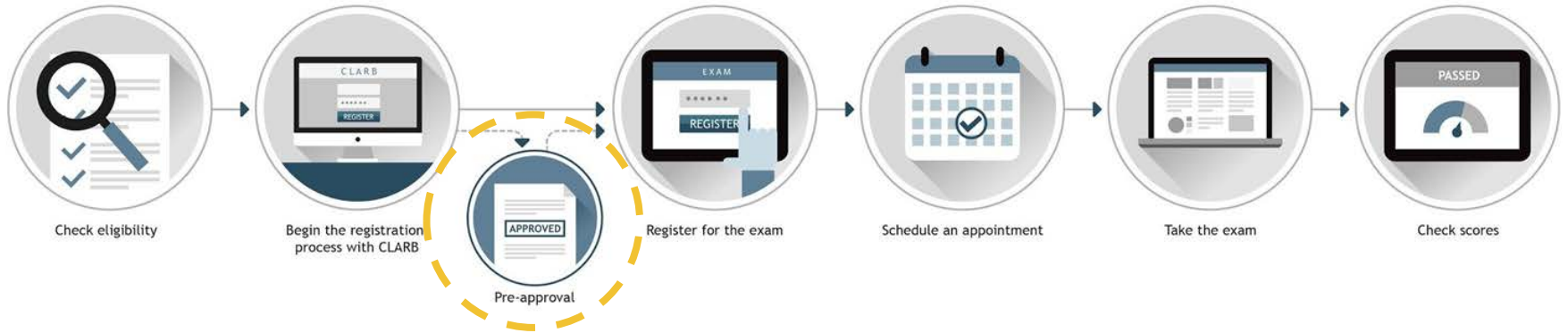
# HOW TO GET LICENSED

## THE STEPS



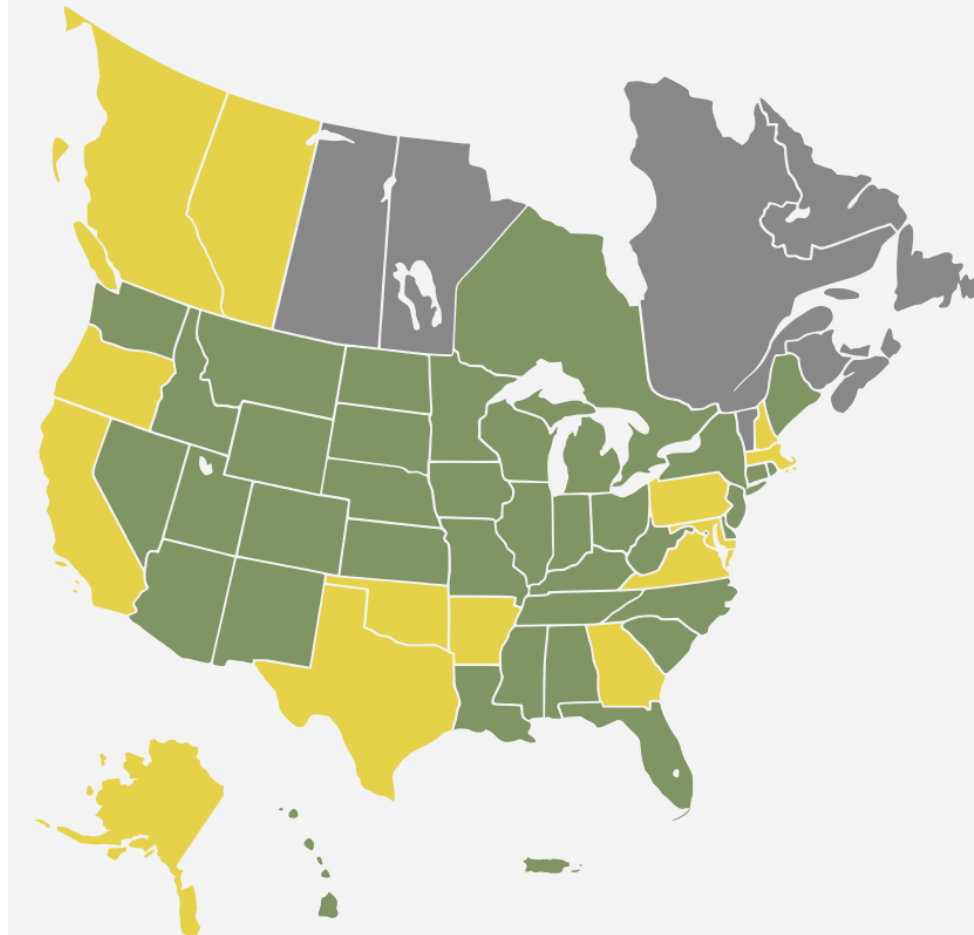
# HOW TO GET LICENSED

## THE STEPS



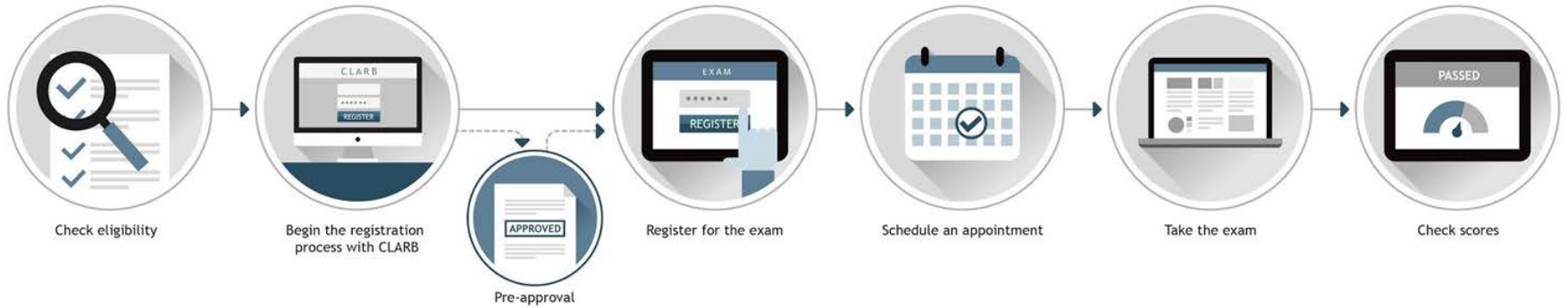
# HOW TO GET LICENSED

## THE STEPS



# HOW TO GET LICENSED

## THE STEPS





Questions

YOUR PATH TO LICENSURE



@CLARBHQ

#GETLICENSED